

# MODEL S465

4" Deep • 45° Non-Drainable Blade • Formed Steel Stationary Louver

## STANDARD MATERIALS AND CONSTRUCTION

- FRAME:** 18-GA galvanized steel channel type
- BLADES:** 18-GA galvanized steel
- ASSEMBLY:** Riveted and/or welded for maximum service; Full jambs with blades, head and sill contained within
- FINISH:** Mill
- SCREEN:** ½" sq. mesh 19-GA galvanized

## OPTIONS

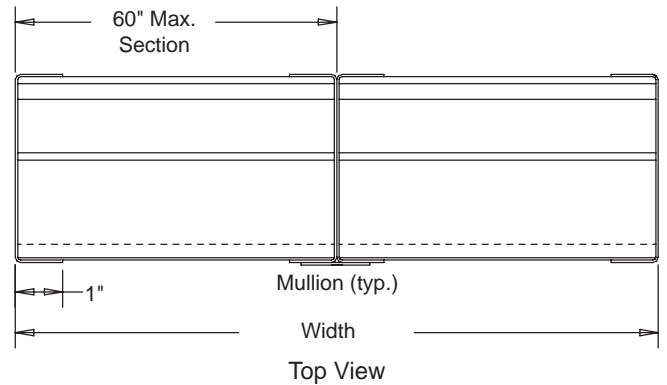
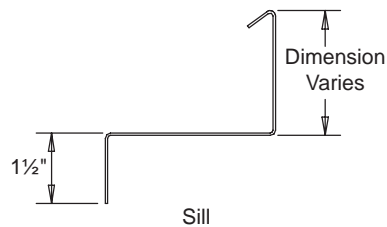
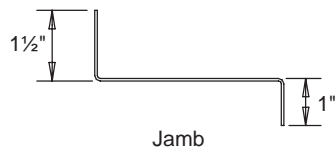
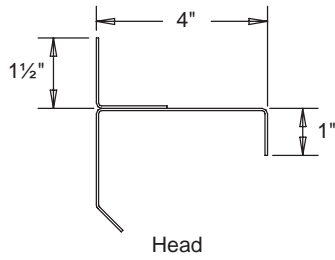
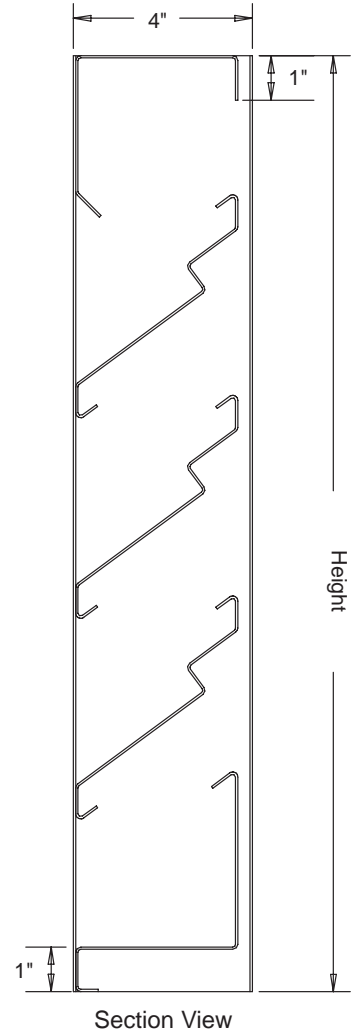
- Flange Frame
- Extended Sub-Sills (3" or 5")
- Sub-Frame
- Installation Angles
- Stainless Steel, Other Steel Gauges
- Finishes - Baked Enamel, Epoxies
- Variety of Bird and Insect Screens
- Blank-Off Panels

## NOTES

1. "A" width and "B" height are opening dimensions. Louvers are provided approximately ½" undersize.
2. Approximate louver weight is 7 lbs./sq.ft.

## LOUVER SIZE

Panels	Minimum Panel	Maximum Panel
S465	12"W x 12"H	60"W x 96"H



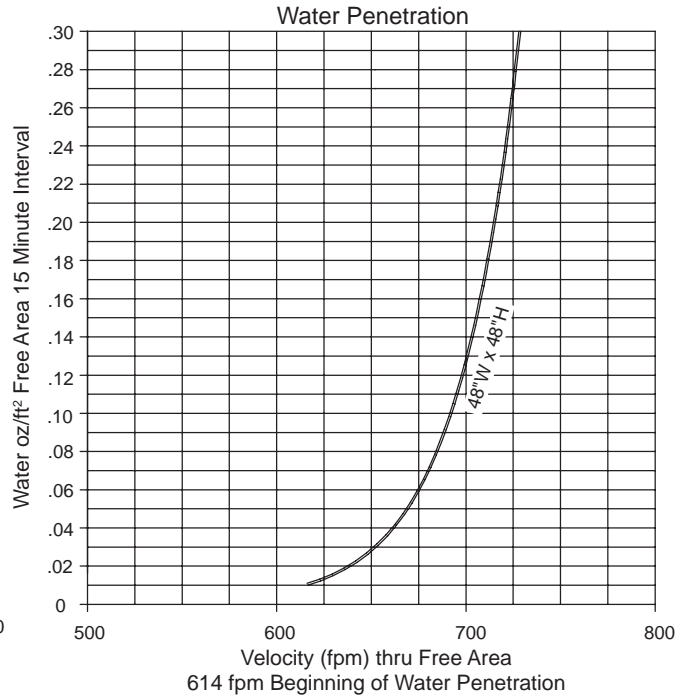
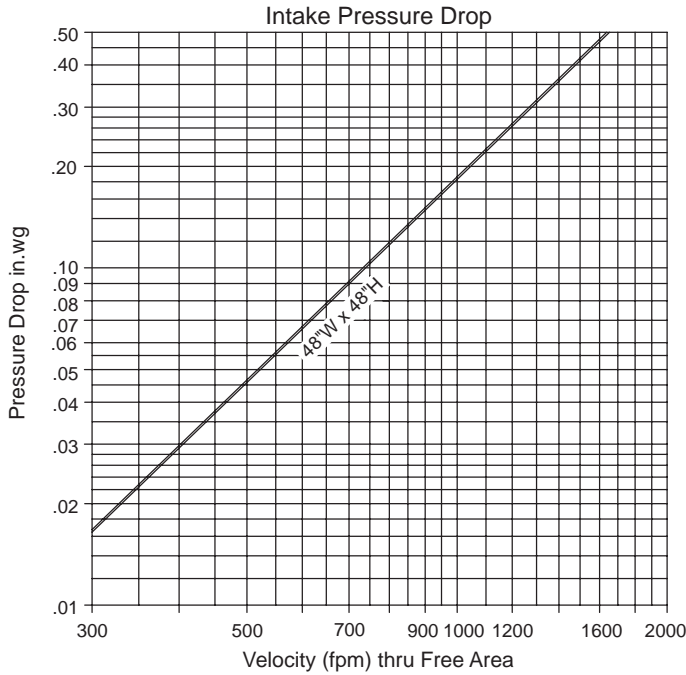
# MODEL S465

4" Deep • 45° Non-Drainable Blade • Formed Steel Stationary Louver

**Water Penetration:** .01 oz at 550 fpm maximum recommended free area velocity  
**Pressure Drop:** .07 in.wg at 614 fpm and 4980 SCFM  
**Free Area:** 8.11 sq.ft. = 51% for 48"W x 48"H test size

**Performance Data**

Tests of a 48"W x 48"H sample by an AMCA Registered Laboratory according to AMCA Standard 500 shows water penetration to be less than .02 oz/sq.ft. water penetration at 630 fpm (Free Area Velocity) with less than .08 in.wg pressure drop. Ratings do not include effects of birdscreen.



Free Area sq.ft.

		Width								
		12	18	24	30	36	42	48	54	60
Height	12	.26	.41	.57	.72	.87	1.03	1.18	1.34	1.49
	24	.75	1.20	1.65	2.10	2.55	3.00	3.45	3.90	4.36
	36	1.27	2.03	2.80	3.56	4.32	5.09	5.85	6.61	7.37
	48	1.77	2.82	3.88	4.94	6.00	7.06	8.11	9.18	10.24
	60	2.33	3.72	5.12	6.51	7.91	9.30	10.70	12.09	13.49
	72	2.82	4.51	6.20	7.89	9.59	11.28	12.97	14.65	16.35
	84	3.31	5.30	7.29	9.28	11.26	13.25	15.24	17.23	19.22
	96	3.81	6.09	8.37	10.66	12.94	15.23	17.51	19.80	22.08



Air Balance certifies that the model S465 louvers shown herein is licensed to bear the AMCA Seal. The ratings shown are based on tests and procedures performed in accordance with AMCA Publication 511 and comply with the requirements of the AMCA Certified Ratings Program. The Certified Ratings Seal applies to Air Performance and Water Penetration Ratings.

In the interest of product development, Air Balance reserves the right to make changes without notice.  
 P.O. Box 606 • Florence, KY 41042 • Phone: (859) 538-3400 • Fax: (859) 647-7810

